



POSTAL BOOK PACKAGE 2024

MECHANICAL ENGINEERING

.....

CONVENTIONAL Practice Sets

CONTENTS

INDUSTRIAL ENGINEERING

1. Break Even Analysis	2 - 12
2. Inventory Control	13 - 26
3. PERT and CPM	27 - 45
4. Forecasting	46 - 56
5. Linear Programming	57 - 68
6. Transportation and Assignment Models	69 - 85
7. Work Study and Queuing Theory	86 - 95
8. Statistical Quality Control	96 - 104
9. Line Balancing and Sequencing	105 - 114
10. Production Planning and Control	115 - 121
11. Maintenance Engineering	122 - 130

Break Even Analysis

Practice Questions : Level-I

Q.1 A company manufactures pocket transistors. The details of its monthly expenditure are as follow:

Direct material - ₹10000

Direct labour - 200 hours at the rate of ₹5 per hour

125 hours at the rate of ₹4 per hour

Applied overheads (factory overheads) = 10% of prime cost

Other overheads = 10% of works cost

Profit = 20% of total cost

Number of units manufactured per month = 200

Estimate the selling price unit.

Solution:

Prime cost = Cost of direct material + Cost of direct labour + Direct expenses

$$= 10000 + 200 \times 5 + 125 \times 4 = ₹11500$$

$$\text{Factory overheads} = \frac{10}{100} \times 11500 = ₹1150$$

Works cost (Factory cost) = Prime cost + Factory overheads

$$= 11500 + 1150 = ₹12650$$

$$\text{Other overheads} = \frac{10}{100} \times 12650 = ₹1265$$

$$\text{Total cost} = ₹12650 + ₹1265 = ₹13915$$

$$\text{Profit} = \frac{20}{100} \times 13915 = ₹2783$$

$$\text{Selling price for 200 units} = 13915 + 2783 = ₹16698$$

$$\text{Selling price per unit} = \frac{16698}{200} = ₹83.49$$

Q.2 A standard machine tool and an automatic machine tool are being compared for the production of a component. Following data refers to the two machines.

	Standard Machine tool	Automatic Machine tool
Setup time	30 min.	2 hours
Machining time per piece	22 min.	5 min
Machine rate	Rs. 200 per hour	Rs. 800 per hours

What is the breakeven production batch size above which the automatic machine tool will be economical to use?

Solution:

Total cost of x_1 component by using standard machine tool

$$(TC)_1 = \left(\frac{30}{60} + \frac{22x_1}{60} \right) \times 200 = 100 + \frac{2200}{30} x_1$$

Total cost x_2 component by using automatic machine tool.

$$\begin{aligned} (TC)_2 &= \left(2 + \frac{5}{60} \times x_2 \right) \times 800 \\ &= 1600 + \frac{2000}{30} x_2 \end{aligned}$$

Let break even quantity be x .

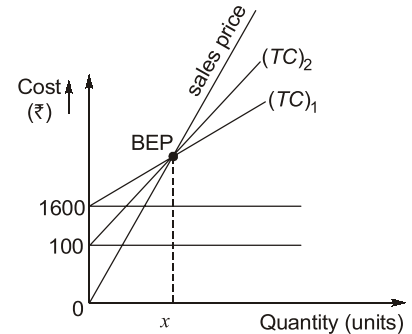
At break even point,

$$(TC)_1 = (TC)_2$$

$$\therefore 100 + \frac{2200}{30} x = 1600 + \frac{2000}{30} x$$

$$\text{or } 6.667x = 1500$$

$$\therefore x = 225$$



Q3 A factory producing only one item of selling price ₹ 13.5 per piece and has fixed cost equal to ₹ 80,000 and variable cost ₹ 8.5 per piece find:

- Break even-point
- Number of pieces to be produced to earn the profit of ₹ 15,000.
- The profit, if 30,000 pieces are produced and sold.

Solution:

Given data: Selling prices, $S = ₹ 13.5$ per unit fixed cost, $FC = ₹ 80000$; Variable cost, $V = ₹ 8.5$ per unit

Let the quantity produced is Q

$$\begin{aligned} \therefore \text{Total cost, } TC &= FC + VC \\ &= 80,000 + 8.5 Q \\ \text{Sales, } S &= Q \times 13.5 = 13.5 Q \end{aligned}$$

(i) At Break even point

$$\begin{aligned} \text{Sales} &= \text{Total cost} \\ 13.5 Q &= 80,000 + 8.5 Q \\ 5 Q &= 80,000 \\ Q_{BE} &= 16,000 \text{ Units} \end{aligned}$$

(ii) No. of units for ₹ 15,000 profit

$$\begin{aligned} \text{Profit} &= \text{Sales} - \text{Total cost} \\ 15000 &= 13.5 Q - 80,000 - 8.5 Q \\ 5 Q &= 15,000 + 80,000 \\ Q &= 19,000 \text{ units} \end{aligned}$$

(iii) Profit when 30000 units produced

$$\begin{aligned} \text{Profit} &= \text{Sales} - \text{Total cost} \\ &= 13.5 \times 30,000 - 80,000 - 8.5 \times 30,000 \\ &= 150,000 - 80,000 = ₹ 70,000 \end{aligned}$$

- Q4** The fixed cost of ₹24000 and a break-even-quantity of 34000 unit are estimated for a productions. Draw profit graph and calculate profit at a sales volume of 50000 units.

Solution:

As we know,

$$S = F + V + P$$

At BEP, $P = 0$

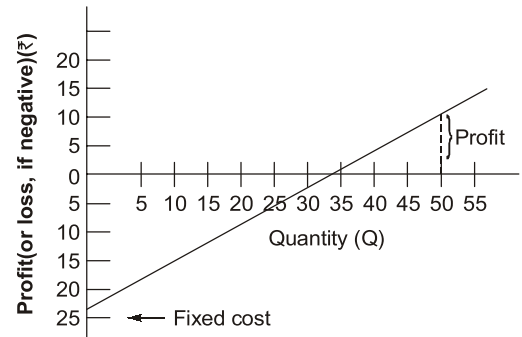
$$x_{\text{BEP}} = 34000 \text{ unit}$$

$$Sx_{\text{BEP}} - Vx_{\text{BEP}} = F$$

$$s - v = \frac{F}{x_{\text{BEP}}} = \frac{24000}{34000} = 0.706$$

Profit, when $x = 50000$,

$$\begin{aligned} P &= (s - v)x - F \\ &= 0.706 \times 50000 - 24000 \\ &= ₹11300 \end{aligned}$$



- Q5** Following is information regarding a manufacturing enterprises:

Total fixed cost = ₹ 4,500

Total variable cost = ₹ 7,500

Total sales = ₹ 15,000

Units Sold = 5000

Find out :

(i) Break even point in units

(ii) Margin of safety

(iii) Profit

(iv) Volume of sales to earn a profit of ₹ 6000.

Solution:

(i) Break even points in units

$$\text{Sale price, } S = \frac{15000}{5000} = ₹ 3 \text{ per unit}$$

$$\text{Variable price, } V = \frac{7500}{5000} = ₹ 1.5 \text{ per unit}$$

Let Q is units of break even point

$$S.Q. = F.C. + V.Q. \text{ at BEP}$$

$$3Q = 4500 + 1.5Q$$

$$1.5Q = 4500$$

$$Q = 3000 \text{ units}$$

(ii) Margin of safety

(a) In terms of unit produced = $5000 - 3000 = 2000$ units

(b) In terms of money = $15000 - 3000 \times 3 = ₹ 6000$

(iii)

$$\begin{aligned} \text{Profit} &= \text{Total Sales} - \text{Total cost} \\ &= 15000 - (4500 + 1.5 \times 5000) \\ &= 15000 - 12000 = ₹ 3,000 \end{aligned}$$

(iv) Volume of sales to earn profit of ₹ 6000

$$\therefore 6000 = Q \times 3 - (4500 + 1.5Q)$$

$$10500 = 1.5Q$$

$$Q = 7000 \text{ Units}$$

- Q6** A machine shop manager has two machine that can do this same operation. The setup cost and variable costs are as

Machine	Setup Cost (₹)	Variable cost/unit (₹)
A	80	2.4
B	800	0.9

A decision has to be taken to select the machine A or B to minimise the total cost of production when an order comes.

- Determine the total cost equation for two machines
- At what volume of production do machine A or B break-even?
- What in the decision rule?

Solution:

Let Q denotes the volume of production

- Total cost equation

$$\text{Total cost equation for A, } TC_A = 80 + 2.4 Q$$

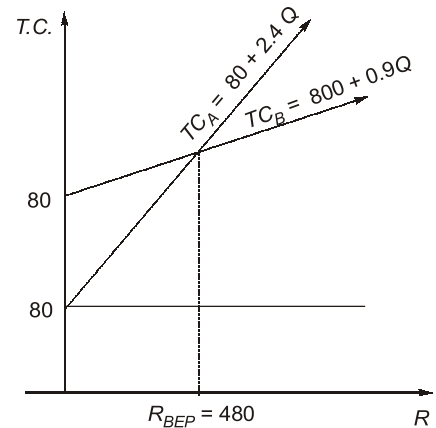
$$\text{Total cost equation for B, } TC_B = 800 + 0.7 Q$$

- The break even for machines

$$\begin{aligned} TC_A &= TC_B \\ 80 + 2.4 Q &= 800 + 0.9 Q \\ 1.5 Q &= 800 - 80 = 720 \\ Q_{BEP} &= 480 \text{ Units} \end{aligned}$$

- Decision Rule

- if the production is less than 480 units select machine A
- if the production is more than 480 units, select machine B



- Q7** An analysis of a company reveals the following sales and cost information: Current capacity = 1,00,000 units. At current level of operations, its margin of safety is 5% of its break-even point, whereas contribution margin P/V ratio is 25% and unutilised capacity is 10,000 units. For the sale price of ₹ 40 per unit, determine the following: (i) Break-even point in sales volume, (ii) Fixed costs, (iii) Variable costs per unit, (iv) Margin of safety in units

Solution:

Given: Current capacity = 1,00,000 units, (P/V) ratio = 25%, Sale price (S) = ₹ 40/ unit

Margin of safety = 5% of break even point

$$\text{Margin of safety} = \text{Actual sale} - \text{Break even sales} = \frac{5}{100} \times \text{Break even sale}$$

$$\text{Actual sales} = 1.05 \times \text{break-even sales}$$

$$\text{actual sales} = (1,00,000 - 10,000) \times 40 = ₹ 36,00,000$$

$$(i) \text{ Break-even point in sales volume} = \frac{36,00,000}{1.05} = ₹ 34,28,571.4$$

$$(ii) \text{ Fixed costs} = \text{Break even sales} \times \text{P/V ratio} = ₹ 34,28,571.7 \times 0.25 = ₹ 8,57,142.85$$

$$(iii) \text{ P/V ratio} = \frac{\text{Sales} - \text{variable cost}}{\text{sales}} \Rightarrow 0.25 = \frac{\text{Sales} - \text{variable cost}}{\text{sales}}$$

$$\text{Variable cost} = 0.75 \times \text{sales per unit} = 0.75 \times 40 = ₹ 30 \text{ per unit}$$

$$(iv) \text{ Break-even sales (in units)} = \frac{8,57,142.85}{40 - 30} = 85715 \text{ units}$$

$$\text{Then margin of safety} = 0.05 \times 85715 = 4285.75 \text{ units}$$

Practice Questions : Level-II

Q8 The P/V ratio of Alpha Pvt. Ltd. is 50% and Margin of Safety is 40%. The company sold 500 units for ₹500000. Calculate:

- Break even point (in units)
- Fixed cost
- Profit earned at present level of sales.
- Sales in units to earn a profit of 10% on sales.
- Units to be sold to earn a target net profit of ₹ 500000 for the next year.
- Selling price per unit if BEP is to be brought down by 50 units.

Solution:

Selling price per unit, $s = \frac{500000}{500} = ₹1000$ per unit

$$\left(\frac{P}{V}\right)_{\text{ratio}} = \frac{s - v}{s} \times 100$$

$$50 = \frac{1000 - v}{1000} \times 100$$

Variable cost per unit, $v = ₹500$

(i) Given: Total sale, $x = x_{\text{BEP}} + 0.4x$,
 $x_{\text{BEP}} = 0.6x = 0.6 \times 500$
 $x_{\text{BEP}} = 300$ units

(ii) $x_{\text{BEP}} = \frac{F}{s - v}$

$$300 = \frac{F}{1000 - 500}$$

Fixed cost, $F = ₹150000$

(iii) Sale in units, $x = \frac{P + F}{s - v}$

$$500 = \frac{P + 150000}{1000 - 500}$$

Profit at present level of sales, $P = ₹100000$

(iv) $x' = \frac{P' + F}{s - v} = \frac{0.1sx' + 150000}{1000 - 500} = \frac{0.1 \times 1000x' + 150000}{500}$

$$500x' = 100x' + 150000$$

$$x' = 375 \text{ units}$$

(v) $x'' = \frac{P'' + F}{s - v} = \frac{500000 + 150000}{1000 - 500} = 1300 \text{ units}$

(vi) $(x_{\text{BEP}})_{\text{new}} = (x_{\text{BEP}})_{\text{old}} - 50 = 300 - 50 = 250 \text{ units}$

$$(x_{\text{BEP}})_{\text{new}} = \frac{F}{s_{\text{new}} - v}$$

$$\Rightarrow 250 = \frac{150000}{s_{\text{new}} - 500}$$

$$s_{\text{new}} = ₹1100 \text{ per unit}$$