

# Electrical Engineering

## Digital Electronics

Comprehensive Theory

*with* Solved Examples and Practice Questions



**MADE EASY**  
Publications



### **MADE EASY Publications Pvt. Ltd.**

Corporate Office: 44-A/4, Kalu Sarai (Near Hauz Khas Metro Station), New Delhi-110016

E-mail: [infomep@madeeasy.in](mailto:infomep@madeeasy.in)

Contact: 9021300500

Visit us at: [www.madeeasypublications.org](http://www.madeeasypublications.org)

### **Digital Electronics**

© Copyright, by MADE EASY Publications Pvt. Ltd.

All rights are reserved. No part of this publication may be reproduced, stored in or introduced into a retrieval system, or transmitted in any form or by any means (electronic, mechanical, photo-copying, recording or otherwise), without the prior written permission of the above mentioned publisher of this book.

First Edition: 2015

Second Edition: 2016

Third Edition: 2017

Fourth Edition: 2018

Fifth Edition: 2019

Sixth Edition: 2020

Seventh Edition : 2021

Eighth Edition : 2022

**Ninth Edition: 2023**

# Contents

## Digital Electronics

### Chapter 1

#### Number Systems..... 1

- 1.1 Digital Number Systems (Positional Weight System)..... 2
- 1.2 Codes ..... 7
- 1.3 Arithmetic Operations..... 11
- 1.4 Signed Number Representation ..... 15
- 1.5 Over Flow Concept ..... 19
- Student's Assignments* ..... 20

### Chapter 2

#### Boolean Algebra and Logic Gates .....21

- 2.1 Logic Operations ..... 21
- 2.2 Laws of Boolean Algebra..... 22
- 2.3 Boolean Algebraic Theorems ..... 23
- 2.4 Minimization of Boolean Functions ..... 27
- 2.5 Representation of Boolean Functions ..... 27
- 2.6 Karnaugh Map..... 32
- 2.7 Logic Gates ..... 42
- Student's Assignments* ..... 63

### Chapter 3

#### Combinational Circuits.....65

- 3.1 Design Procedure for Combinational Circuit ..... 65
- 3.2 Adders and Subtractors ..... 73
- 3.3 Binary Adders ..... 78
- 3.4 Code Converters..... 89
- 3.5 Parity Bit Generators and Checkers ..... 91
- 3.6 Magnitude Comparators ..... 93
- 3.7 Encoders..... 95
- 3.8 Decoders ..... 98
- 3.9 Multiplexers..... 105
- 3.10 Demultiplexers..... 114
- 3.11 Hazards and Hazard-free Realization ..... 114
- Student's Assignments* ..... 122

### Chapter 4

#### Flip-Flops and Registers..... 125

- 4.1 Latches and Flip-Flops..... 126
- 4.2 Conversion from One Type of Flip-Flop to Another Type... 136
- 4.3 Operating Characteristics of a Flip-Flop ..... 139
- 4.4 Application of Latches and Flip-Flops ..... 142
- 4.5 Registers ..... 143
- Student's Assignments* ..... 150

### Chapter 5

#### Counters ..... 152

- 5.1 Asynchronous Counters (or Ripple Counters) ..... 154
- 5.2 Decoding Errors (Glitches or Spikes) ..... 157
- 5.3 Synchronous Counters..... 160
- 5.4 Design of Synchronous Counters..... 171
- 5.5 Pulse Train Generation (Sequence Generators) ..... 182
- Student's Assignments* ..... 192

### Chapter 6

#### Logic Families ..... 194

- 6.1 Switching Circuits ..... 195
- 6.2 Classification of Digital Logic Family..... 199
- 6.3 Characteristics of Digital Logic Family..... 200
- 6.4 Logic Families ..... 206
- Student's Assignments* ..... 240

### Chapter 7

#### A/D and D/A Converters ..... 243

- 7.1 Digital to Analog Converter ..... 243
- 7.2 Analog to Digital Converters..... 257
- Student's Assignments* ..... 267





# Number Systems

## Introduction

Electronic systems are of two types:

- (i) Analog systems                      (ii) Digital systems

Analog systems are those systems in which voltage and current variations are continuous through the given range and they can take any value within the given specified range, whereas a digital system is one in which the voltage level assumes finite number of distinct values. In all modern digital circuits there are just two discrete voltage level.

Digital circuits are often called switching circuits, because the voltage levels in a digital circuit are assumed to be switched from one value to another instantaneously. Digital circuits are also called logic circuits, because every digital circuit obeys a certain set of logical rules.

Digital systems are extensively used in control systems, communication and measurement, computation and data processing, digital audio and video equipments, etc.

## Advantages of Digital Systems

Digital systems have number of advantages over analog systems which are summarized below:

### 1. Ease of Design

The digital circuits having two voltage levels, OFF and ON or LOW and HIGH, are easier to design in comparison with analog circuits in which signals have numerical significance; so their design is more complicated.

### 2. Greater Accuracy and Precision

Digital systems are more accurate and precise than analog systems because they can be easily expanded to handle more digits by adding more switching circuits.

### 3. Information Storage is Easy

There are different types of semiconductor memories having large capacity, which can store digital data.

### 4. Digital Systems are More Versatile

It is easy to design digital systems whose operation is controlled by a set of stored instructions called program. However, in analog systems, the available options for programming is limited.

**5. Digital Systems are Less Affected by Noise**

The effect of noise in analog system is more. Since in analog systems the exact values of voltages are important. In digital system noise is not critical because only the range of values is important.

**6. Digital Systems are More Reliable**

As compared to analog systems, digital systems are more reliable.

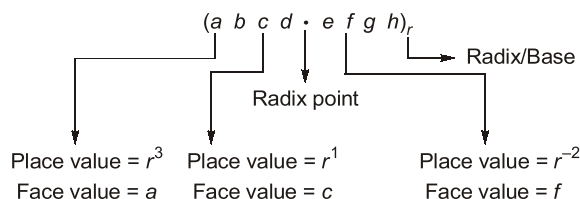
**Limitations of Digital System**

- (i) The real world is mainly analog.
- (ii) Human does not understand the digital data.

**1.1. Digital Number Systems (Positional Weight System)**

Many number systems are used in digital technology. A number system is simply a way to count. The most commonly used number systems are:

- Decimal number system
- Binary number system
- Octal number system
- Hexadecimal number system



Place value = positional weight

The digit presents in greatest positional weight = Most Significant Digit (MSD)

The digit presents in lowest positional weight = Least Significant Digit (LSD)

Radix( $r$ ) = Different symbols used to represent a number in a number system

- (i) Decimal  $\Rightarrow 10$  (0, 1, 2, 3, 4, 5, 6, 7, 8, 9)
- (ii) Binary  $\Rightarrow 2$  (0, 1)
- (iii) Octal  $\Rightarrow 8$  (0, 1, 2, 3, 4, 5, 6, 7)
- (iv) Hexadecimal  $\Rightarrow 16$  (0, 1, 2, 3, 4, 5, 6, 7, 8, 9, A, B, C, D, E, F)

**Example - 1.1**

In a particular number system,  $24 + 17 = 40$ . Find the base of the system.

**Solution :**

$$[(2 \times r) + (4 \times 1)] + [(1 \times r) + (7 \times 1)] = (4 \times r) + (0 \times 1)$$

$$3r + 11 = 4r$$

$$r = 11$$

**Example - 1.2**

In a particular number system,  $\sqrt{41} = 5$ . Find the base of the system.

**Solution :**

$$\sqrt{(4 \times r) + (1 \times 1)} = 5 \times 1$$

$$\sqrt{(4r + 1)} = 5$$

$$4r + 1 = 25$$

$$r = 6$$

### Example - 1.3

**Example - 1.3** In a particular number system, roots of  $x^2 - 11x + 22 = 0$  are 3, 6. Find the base of the system.

**Solution :**

For  $ax^2 + bx + c = 0$ , product of roots =  $\frac{c}{a}$  ; Sum of roots =  $-\frac{b}{a}$

$$(3)_r(6)_r = \frac{(22)_r}{(1)_r}$$

$$(3 \times r^0)(6 \times r^0) = \frac{(2 \times r^1) + (2 \times r^0)}{(1 \times r^0)}$$

$$18 = \frac{2r + 2}{1}$$
$$r = 8$$

### Example - 1.4

Evaluate  $(1.2)_4 + (2.3)_4 = (\underline{\hspace{1cm}})_4$ .

**Solution :**

$$\begin{array}{r} 1.2 \\ 2.3 \\ \hline 1 \\ \hline 10.1 \end{array} \quad \begin{array}{r} 4 \overline{) 5} \\ \underline{1-1} \\ \hline \end{array} \quad \begin{array}{r} 4 \overline{) 4} \\ \underline{1-0} \\ \hline \end{array}$$

$$(5)_{10} = (11)_4 \quad (4)_{10} = (10)_4$$

$$(1.2)_4 + (2.3)_4 = (10.1)_4$$

### 1.1.1 Decimal Number System

- This system has **'base 10'**.
- It has 10 distinct symbols (0, 1, 2, 3, 4, 5, 6, 7, 8 and 9).
- This is a positional value system in which the value of a digit depends on its position.  
 $\Rightarrow$  Let we have  $(453)_{10}$  is a decimal number

⇒ Let we have  $(453)_{10}$  is a decimal number  
then,

Finally we get,

$$(453)_{10}$$

∴ We can say “3” is the least significant digit(LSD) and “4” is the most significant digit(MSD).

### 1.1.2 Binary Number System

- It has base '2' i.e. it has two base numbers 0 and 1 and these base numbers are called "Bits".
- In this number system, group of "Four bits" is known as "Nibble" and group of "Eight bits" is known as "Byte".

i.e.

---

4 bits = 1 Nibble;      8 bits = 1 Byte

## Binary to Decimal Conversion

A binary number is converted to decimal equivalent simply by summing together the weights of various positions in the binary number which contains '1'.

**Example - 1.5**Find the decimal number representation of  $(101101.10101)_2$ .**Solution :**

$$\begin{aligned}
 (101101.10101)_2 &= 1 \times 2^5 + 0 \times 2^4 + 1 \times 2^3 + 1 \times 2^2 + 0 \times 2^1 + 1 \times 2^0 + 1 \times 2^{-1} \\
 &\quad + 0 \times 2^{-2} + 1 \times 2^{-3} + 0 \times 2^{-4} + 1 \times 2^{-5} \\
 &= 32 + 0 + 8 + 4 + 0 + 1 + \frac{1}{2} + 0 + \frac{1}{8} + 0 + \frac{1}{32} = (45.65625)_{10}
 \end{aligned}$$

**Decimal to Binary Conversion**

The integral decimal number is repeatedly divided by '2' and writing the remainders after each division until a quotient '0' is obtained.

**Example - 1.6**Convert  $(13)_{10}$  into its equivalent binary number.**Solution :**

	Quotient	Remainder
$13 \div 2$	6	1
$6 \div 2$	3	0
$3 \div 2$	1	1
$1 \div 2$	0	1

 $\therefore$ 

$$(13)_{10} = (1101)_2$$

**Remember**

To convert Fractional decimal into binary, Multiply the number by '2'. After first multiplication integer digit of the product is the first digit after binary point. Later only fraction part of the first product is multiplied by 2. The integer digit of second multiplication is second digit after binary point, and so on. The multiplication by 2 only on the fraction will continue like this based on conversion accuracy or until fractional part becomes zero.

**Example - 1.7**Convert  $(0.65625)_{10}$  into its equivalent binary number.**Solution :**

$$\begin{array}{ccccc}
 0.65625 & \xrightarrow{\times 2} & 0.31250 & \xrightarrow{\times 2} & 0.62500 & \xrightarrow{\times 2} & 0.25000 & \xrightarrow{\times 2} & 0.50000 \\
 \hline
 1.31250 & & 0.62500 & & 1.25000 & & 0.50000 & & 1.00000 \\
 \downarrow & & \downarrow & & \downarrow & & \downarrow & & \downarrow \\
 1 & & 0 & & 1 & & 0 & & 1
 \end{array}$$

Thus,

$$(0.65625)_{10} = (0.10101)_2$$

**1.1.3 Octal Number System**

- It is very important in digital computer because by using the octal number system, the user can simplify the task of entering or reading computer instructions and thus save time.
- It has a base of '8' and it possess 8 distinct symbols (0,1...7).
- It is a method of grouping binary numbers in group of three bits.

**Octal to Decimal Conversion**

An octal number can be converted to decimal equivalent by multiplying each octal digit by its positional weightage.



**Example - 1.8**

Convert  $(6327.4051)_8$  into its equivalent decimal number.

**Solution :**

$$\begin{aligned}(6327.4051)_8 &= 6 \times 8^3 + 3 \times 8^2 + 2 \times 8^1 + 7 \times 8^0 + 4 \times 8^{-1} + 0 \times 8^{-2} + 5 \times 8^{-3} + 1 \times 8^{-4} \\ &= 3072 + 192 + 16 + 7 + \frac{4}{8} + 0 + \frac{5}{512} + \frac{1}{4096} \\ &= (3287.5100098)_{10}\end{aligned}$$

Thus,  $(6327.4051)_8 = (3287.5100098)_{10}$

**Decimal to Octal Conversion**

- It is similar to decimal to binary conversion.
- For integral decimal, number is repeatedly divided by '8' and for fraction, number is multiplied by '8'.

**Example - 1.9**

Convert  $(3287.5100098)_{10}$  into its equivalent octal number.

**Solution :**

For integral part:

	Quotient	Remainder
$3287 \div 8$	410	7
$410 \div 8$	51	2
$51 \div 8$	6	3
$6 \div 8$	0	6

$\therefore (3287)_{10} = (6327)_8$

Now for fractional part:

$$\begin{array}{cccc} \begin{array}{r} 0.5100098 \\ \times 8 \\ \hline 4.0800784 \end{array} & \begin{array}{r} 0.0800784 \\ \times 8 \\ \hline 0.6406272 \end{array} & \begin{array}{r} 0.6406272 \\ \times 8 \\ \hline 5.1250176 \end{array} & \begin{array}{r} 0.1250176 \\ \times 8 \\ \hline 1.0001408 \end{array} \\ \downarrow & \downarrow & \downarrow & \downarrow \\ 4 & 0 & 5 & 1 \end{array}$$

$\therefore (0.5100098)_{10} = (0.4051)_8$

Finally,  $(3287.5100098)_{10} = (6327.4051)_8$

**Octal-to-Binary Conversion**

This conversion can be done by converting each octal digit into binary individually.

**Example - 1.10**

Convert  $(472)_8$  into its equivalent binary number.

**Solution :**

$$\begin{array}{ccc} 4 & 7 & 2 \\ \Downarrow & \Downarrow & \Downarrow \\ \therefore (472)_8 = (100 & 111 & 010)_2 \end{array}$$

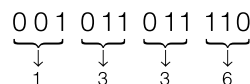
**Binary-to-Octal Conversion**

In this conversion the binary bit stream is grouped into groups of three bits starting at the LSB and then each group is converted into its octal equivalent. After decimal point grouping start from left.

**Example - 1.11** Convert  $(1011011110.11001010011)_2$  into its equivalent octal number.

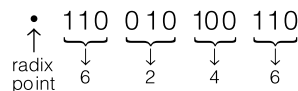
**Solution :**

For left-side of the radix point, we grouped the bits from LSB:



Here two 0's at MSB are added to make a complete group of 3 bits.

For right-side of the radix point, we grouped the bits from MSB:



Here a '0' at LSB is added to make a complete group of 3 bits.

Finally,  $(1011011110.11001010011)_2 = (1336.6246)_8$

#### 1.1.4 Hexadecimal Number System

- The base for this system is "16", which requires 16 distinct symbols to represent the numbers.
- It is a method of grouping 4 bits.
- This number system contains numeric digits (0, 1, 2,...9) and alphabets (A, B, C, D, E and F) both, so this is an "ALPHANUMERIC NUMBER SYSTEM".
- Microprocessor deals with instructions and data that use hexadecimal number system for programming purposes.
- To signify a hexadecimal number, a subscript 16 or letter 'H' is used i.e.  $(A7)_{16}$  or  $(A7)_H$ .

Hexadecimal	Decimal	Binary
0	0	0000
1	1	0001
2	2	0010
3	3	0011
4	4	0100
5	5	0101
6	6	0110
7	7	0111
8	8	1000
9	9	1001
A	10	1010
B	11	1011
C	12	1100
D	13	1101
E	14	1110
F	15	1111

#### Hexadecimal-to-Decimal Conversion

**Example - 1.12** Convert  $(3A.2F)_{16}$  into its equivalent decimal number.

**Solution :**

$$\begin{aligned}
 (3A.2F)_{16} &= 3 \times 16^1 + 10 \times 16^0 + 2 \times 16^{-1} + 15 \times 16^{-2} \\
 &= 48 + 10 + \frac{2}{16} + \frac{15}{16^2} = (58.1836)_{10}
 \end{aligned}$$

## Decimal-to-Hexadecimal Conversion

**Example - 1.13** Convert  $(675.625)_{10}$  into its equivalent Hexadecimal number..

**Solution :**

For Integral Part:

	Quotient	Remainder
$675 \div 16$	42	3
$42 \div 16$	2	10 = A
$2 \div 16$	0	2

$$\therefore (675)_{10} = (2A3)_{16}$$

For Fractional Part:

$$625 \times 16 = 10 = A$$

$$\therefore (0.625)_{10} = (0.A)_{16}$$

$$\text{Finally, } (675.625)_{10} = (2A3.A)_{16}$$

## Hexadecimal-to-Binary Conversion

For this conversion replace each hexadecimal digit by its 4-bit binary equivalent.

**Example - 1.14** Convert  $(2F9A)_{16}$  into its equivalent binary number.

**Solution :**

$$\begin{array}{cccc} 2 & F & 9 & A \\ \downarrow & \downarrow & \downarrow & \downarrow \\ 0010 & 1111 & 1001 & 1010 \end{array}$$

$$\therefore (2F9A)_{16} = (0010\ 1111\ 1001\ 1010)_2$$

## Binary-to-Hexadecimal Conversion

For this conversion the binary bit stream is grouped into pairs of four (starting from LSB) and hex number is written for its equivalent binary group.

**Example - 1.15** Convert  $(10100110101111)_2$  into its equivalent hexadecimal number.

**Solution :**

$$\begin{array}{cccc} 00\ 10 & 10\ 01 & 10\ 10 & 11\ 11 \\ \downarrow & \downarrow & \downarrow & \downarrow \\ 2 & 9 & A & F \end{array}$$

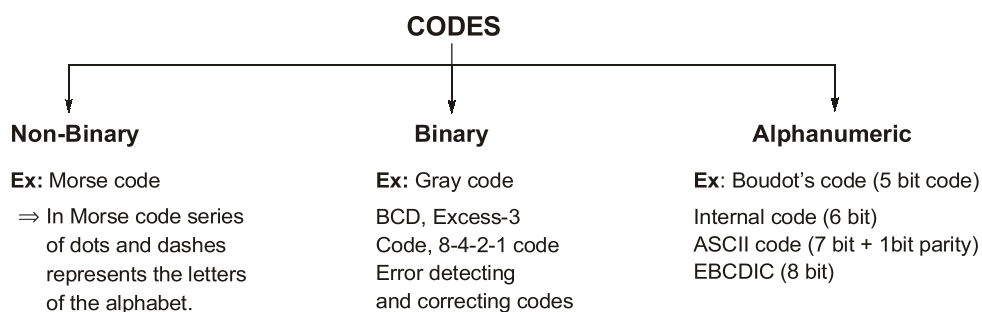
Here two 0's at MSB are added to make a complete group of 4 bits.

$$\therefore (10100110101111)_2 = (29AF)_{16}$$

The number systems can also be classified as weighted binary number and unweighted binary number. Where weighted number system is a positional weighted system for example, Binary, Octal, Hexadecimal BCD, 2421 etc. The unweighted number systems are non-positional weightage system for example Gray code, Excess-3 code etc.

## 1.2 Codes

When numbers, letters or words are represented by a special group of symbols, we say that they are being encoded, and the group of symbols is called "CODE".



### 1.2.1 Binary Coded Decimal Code (BCD)

- In this code, each digit of a decimal number is represented by binary equivalent.
- It is a 4-bit binary code.
- It is also known as “8-4-2-1 code” or simply “BCD Code”.
- It is very useful and convenient code for input and output operations in digital circuits.
- Also, it is a “weighted code system”.

**For example:**

$$(943)_{\text{decimal}} \longrightarrow (\dots\dots)_{\text{BCD}}$$

$$\Rightarrow \begin{array}{ccc} 9 & 4 & 3 \\ \downarrow & \downarrow & \downarrow \\ 1001 & 0100 & 0011 \end{array}$$

$$\therefore (943)_{10} = (100101000011)_2$$

#### Advantages of BCD Code

- The main advantage of the BCD code is relative ease of converting to and from decimal.
  - Only 4-bit code groups for the decimal digits “0 through 9” need to be remembered.
  - This case of conversion is especially important from the hardware standpoint.
- ⇒ In 4-bit binary formats, total number of possible representation =  $2^4 = 16$
- Then,                      Valid BCD codes = 10  
                                  Invalid BCD codes = 6
- ⇒ In 8-bit binary formats,
- Valid BCD codes = 100  
 Invalid BCD codes =  $256 - 100 = 156$

### 1.2.2 Excess-3 Code

- It is a 4-bit code.
- It can be derived from BCD code by adding “3” to each coded number.
- It is an “unweighted code”.
- It is a “self-complementing code” i.e. the 1’s complement of an excess-3 number is the excess-3 code for the 9’s complement of corresponding decimal number.
- This code is used in arithmetic circuits because of its property of self complementing.

**Student's  
Assignments****1**

- Q.1** List out the rules for the BCD (Binary Coded Decimal) addition with corresponding examples?
- Q.2** For two binary numbers  $X = 1010100$  and  $Y = 1000011$ . Perform the subtraction.
- (i)  $X - Y$   
(ii)  $Y - X$  by using 2's complement method.

**Answer: (Conventional)**

2. (i) (0010001) (ii)  $-(0010001)$

**Student's  
Assignments****2**

- Q.1** If we convert a binary sequence,  $(1100101.1011)_2$  into its octal equivalent as  $(X)_8$ , the value of 'X' will be
- (a) (145.13) (b) (145.54)  
(c) (624.54) (d) (624.13)
- Q.2** A binary  $(11011)_2$  may be represented by following ways:
1.  $(33)_8$  2.  $(27)_{10}$   
3.  $(10110)_{\text{GRAY}}$  4.  $(1B)_H$
- Which of these above is/are correct representation?
- (a) 1, 2 and 3 (b) 2 and 4  
(c) 1, 2, 3 and 4 (d) only 2
- Q.3** Consider  $X = (54)_b$  where 'b' is the base of the number system. If  $\sqrt{X} = 7$  then base 'b' will be
- (a) 7 (b) 8  
(c) 9 (d) 10

- Q.4** Regarding ASCII codes, which one of the following characteristics is NOT correct?
- (a) It is an Alphanumeric code.  
(b) It is an 8-bit code.  
(c) It has 128 characters including control characters.  
(d) The minimum distance of ASCII code is '1'.
- Q.5** Addition of all gray code to convert decimal (0–9) into gray code is
- (a) 129 (b) 108  
(c) 69 (d) 53
- Q.6** The decimal equivalent of hexadecimal number of '2A0F' is
- (a) 17670 (b) 17607  
(c) 17067 (d) 10767
- Q.7** A new Binary Coded Pentary (BCP) number system is proposed in which every digit of a base-5 number is represented by its corresponding 3-bit binary code. For example, the base-5 number 24 will be represented by its BCP code 010100. In this numbering system, the BCP code 100010011001 corresponds to the following number in base-5 system
- (a) 423 (b) 1324  
(c) 2201 (d) 4231

**Answer Key :**

1. (b) 2. (c) 3. (c) 4. (b) 5. (d)  
6. (d) 7. (d)

■■■■■