

UPPSC-AE

2021

Uttar Pradesh Public Service Commission

Combined State Engineering Services Examination
Assistant Engineer

Mechanical Engineering

Engineering Mechanics

Well Illustrated **Theory** with
Solved Examples and **Practice Questions**



MADE EASY
Publications

Note: This book contains copyright subject matter to MADE EASY Publications, New Delhi. No part of this book may be reproduced, stored in a retrieval system or transmitted in any form or by any means. Violators are liable to be legally prosecuted.

Engineering Mechanics

Contents

| UNIT | TOPIC | PAGE NO. |
|------|---|----------|
| 1. | Composition, Resolution and Equilibrium of Forces | 3-25 |
| 2. | Friction | 26-41 |
| 3. | Truss | 42-63 |
| 4. | Work and Energy | 64-74 |
| 5. | Center of Gravity and Moment of Inertia | 75-88 |
| 6. | Impulse and Momentum | 89-100 |
| 7. | Virtual Work | 101-109 |
| 8. | Kinematics of Particles and Rigid Bodies | 110-150 |
| 9. | Kinetic of Particles and Rigid Bodies | 151-167 |



Composition, Resolution and Equilibrium of Forces

1.1 Force

Force is the action of one body on another. It may be defined as an action which changes or tends to change the state of rest or of uniform motion of body. There are different types of forces such as gravitational, frictional, magnetic, inertia or those caused by mass and acceleration.

According to Newton's second law of motion, we can write force as

$$F = ma = \text{mass} \times \text{acceleration}$$

One Newton force is defined as that which gives an acceleration of 1 m/s^2 to a body of mass of 1 kg in the direction of force.

Thus,

$$1 \text{ N} = 1 \text{ kg} \times 1 \text{ m/s}^2 = 1 \text{ kg-m/s}^2$$

Newton is unit of force in MKs system.

$$1 \text{ Dyne} = 1 \text{ gm cm/s}^2$$

Dyne is unit of force in CGS system

$$\begin{aligned} 1 \text{ N} &= 1 \text{ kg-m/s}^2 = 1000 \text{ g} \times 100 \text{ cm/s}^2 \\ &= 10^5 \text{ gm-cm/s}^2 = 10^5 \text{ Dyne} \end{aligned}$$

The three requisites for representing the force acting on the body are:

- Magnitude of force
- Its point of action, and
- Direction of its action

1.2 Effects of a Force

A force may produce the following effects in a body, on which it acts:

1. It may change the motion of a body i.e. if a body is at rest, the force may set it in motion. And if the body is already in motion, the force may accelerate or retard it.
2. It may retard the body, already acting on a body, thus bringing it to rest or in equilibrium.
3. It may give rise to the internal stresses in the body, on which it acts.

1.3 Characteristics of a Force

To know the effect of force on a body, the following elements of force should be known.

1. Magnitude (i.e. 2 N , 5 kN , 10 kN etc.)
2. Direction or line of action.
3. Sense or nature of force (push or pull).
4. Point of application.

1.4 Force Systems

A force system is collection of forces acting on a body in one or more planes. According to the relative position of the lines of action of the forces, the forces may be classified as follows:

1. **Collinear:** The forces whose lines of action lie on the same line are known as collinear forces.
2. **Concurrent:** The forces, which meet at one point, are known as concurrent forces. Concurrent forces may or may not be collinear.
3. **Coplanar:** The forces whose line of action lie on the same plane are known as coplanar forces.
4. **Coplanar concurrent:** The forces, which meet at one point and their line of action lie on the same plane, are known as coplanar concurrent forces.
5. **Non-coplanar concurrent:** The forces, which meet at one point but their lines of action do not lie on the same plane, are known as coplanar non-concurrent forces.
6. **Coplanar non-concurrent:** The forces, which do not meet at one point but their line of action lie on the same plane, are known as coplanar non-concurrent forces.
7. **Non-coplanar non-concurrent:** The forces, which do not meet at one point and their line of action do not lie on the same plane, are known as non-coplanar non-concurrent forces.

1.5 Resultant Force

A single force which produces same effect on the body as the system of forces is called as resultant force.

1.6 Parallelogram Law of Forces

This law is used for finding the resultant of two forces acting at a point.

If two forces F_1 and F_2 are acting at a point and are represented in magnitude and direction by two sides of a parallelogram, then their resultant is represented by the diagonal of the parallelogram both in magnitude and direction.

Consider a parallelogram $OACB$ as shown in figure where sides OA and OB represent the forces F_1 , F_2 acting at a point O . According to the parallelogram law of forces, the resultant R is represented by a diagonal OC .

Let θ be the angle between the forces F_1 and F_2 and α be the angle made by R with force F_1 .

From the figure we can write

$$\begin{aligned} BC &= OA = F_1 \\ AC &= OB = F_2 \\ \angle BOA &= \theta = \angle CAD \end{aligned}$$

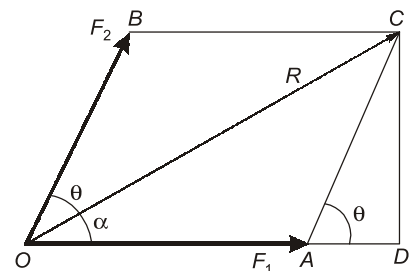
and $\triangle ODC$ and $\triangle ADC$ are right angle triangles.

From triangle ADC , we can write

$$\begin{aligned} AD &= AC \cos \theta = F_2 \cos \theta \\ CD &= AC \sin \theta = F_2 \sin \theta \end{aligned}$$

From triangle ODC , we can write

$$\begin{aligned} OC^2 &= OD^2 + CD^2 = (OA + AD)^2 + CD^2 \\ R^2 &= (F_1 + F_2 \cos \theta)^2 + (F_2 \sin \theta)^2 \\ &= F_1^2 + 2F_1F_2 \cos \theta + F_2^2 \cos^2 \theta + F_2^2 \sin^2 \theta \\ &= F_1^2 + 2F_1F_2 \cos \theta + F_2^2 (\cos^2 \theta + \sin^2 \theta) \end{aligned}$$



$$= F_1^2 + 2F_1F_2 \cos\theta + F_2^2$$

$$R = \sqrt{F_1^2 + 2F_1F_2 \cos\theta + F_2^2} \quad \dots (i)$$

From triangle ODC ,

$$\tan\alpha = \frac{CD}{OD} = \frac{CD}{OA + AD} = \frac{F_2 \sin\theta}{F_1 + F_2 \cos\theta} \quad \dots (ii)$$

Thus

$$R = \sqrt{F_1^2 + 2F_1F_2 \cos\theta + F_2^2}$$

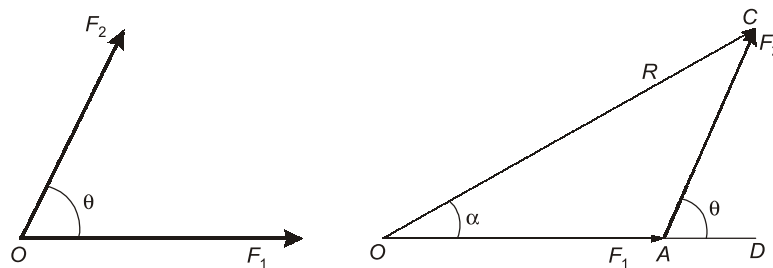
and

$$\tan\alpha = \frac{F_2 \sin\theta}{F_1 + F_2 \cos\theta}$$

1.7 Triangle Law of Forces

This law states that:

If two forces acting simultaneously on a body are represented in magnitude and direction by two sides of a triangle taken in order then their third side will represent the resultant of two forces in the direction and magnitude taken in opposite order.

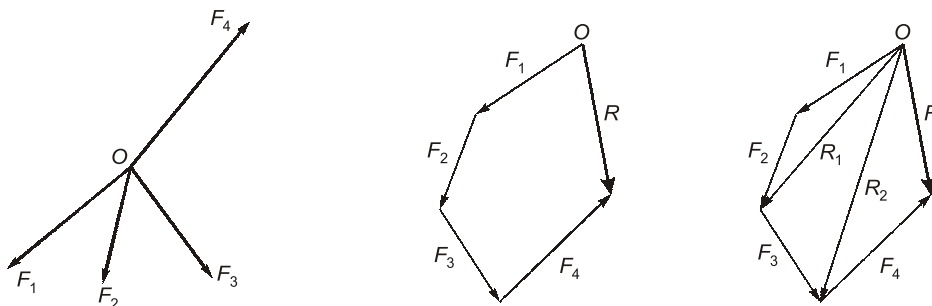


If three forces are acting on a body and they are represented by three sides of the triangle in magnitude and direction, then the body will be in equilibrium condition.

1.8 Polygon Law of Forces

When two more forces are acting on the body, the triangle law can be extended to polygon law.

If a number coplanar concurrent forces acting simultaneously on a body are represented in magnitude and direction by the sides of a polygon, taken in order, then their resultant can be represented by closing side of the polygon in magnitude and direction in the opposite order.

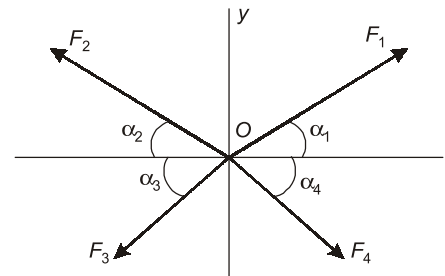


Consider the forces F_1 , F_2 and F_3 acting at a point O as shown in figure. As per the polygon law of forces the resultant force R is as shown in figure. According to parallelogram law, then the resultant of F_1 and F_2 is represented by R_1 and resultant of R_1 and F_3 is represented by R_2 . The resultant R is the resultant of F_4 and R_2 . This procedure can be extended to any number of forces acting at a point in a plane.

1.9 Composition of Forces

Conversion of system of forces into an equivalent single force system is known as the composition of forces. The effect of single equivalent force will be same as the effect produced by number of forces action on a body.

Let the forces F_1, F_2, F_3, F_4 are acting on a body in a plane making angle $\alpha_1, \alpha_2, \alpha_3$ and α_4 with x -axis as shown in figure. Let R be the resultant force of all the forces acting at the point making an angle θ with horizontal as shown in figure. Resolving the forces along x -axis and y -axis, we get



$$\Sigma F_x = F_1 \cos \alpha_1 - F_2 \cos \alpha_2 - F_3 \cos \alpha_3 + F_4 \cos \alpha_4$$

$$\Sigma F_y = F_1 \sin \alpha_1 + F_2 \sin \alpha_2 - F_3 \sin \alpha_3 - F_4 \sin \alpha_4$$

Component of R along x -axis = $R \cos \theta$

Component of R along y -axis = $R \sin \theta$

$$R \cos \theta = \Sigma F_x$$

and

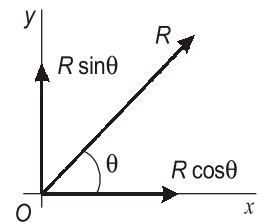
$$R \sin \theta = \Sigma F_y$$

$$R^2 (\sin^2 \theta + \cos^2 \theta) = (\Sigma F_x)^2 + (\Sigma F_y)^2$$

$$R = \sqrt{(\Sigma F_x)^2 + (\Sigma F_y)^2}$$

and

$$\tan \theta = \frac{\Sigma F_y}{\Sigma F_x}$$

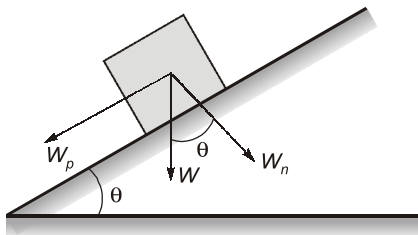


A body which is under co-planar system of concurrent forces is in equilibrium if $R = 0$ or

$$\Sigma F_x = 0 \quad \text{and} \quad \Sigma F_y = 0$$

1.10 Resolution of Forces

Replacing force F give space by two forces along x and y axis acting on the same body is called resolution of forces. Resolution is the reverse process of composition.



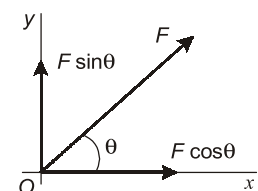
Case I: A force F acting at a point 'O' making angle θ with horizontal as shown in figure. Then its components along x and y axis are given by

$$F_x = F \cos \theta \quad \text{and} \quad F_y = F \sin \theta$$

Case II: The resolution of force W when the body is on an inclined plane. The components of the body force W are given by

$$W_n = W \cos \theta \quad \text{and} \quad W_p = W \sin \theta$$

where W_n is normal component to inclined plane and W_p is parallel component to inclined plane.



1.11 Equilibrium of Forces

If a body is moving at a constant velocity or the body is at rest then the body is said to be in equilibrium in a state. If a number of forces are acting on the body and its resultant comes out to be zero, then the body is said to be in equilibrium. Such a set of forces, whose resultant is zero, are called equilibrium forces.

1.12 Principles of Equilibrium

Three important principles of equilibrium are:

1. **Two force principle.** If a body in equilibrium is acted upon by two forces, then they must be equal, opposite and collinear.
2. **Three force principal.** If body in equilibrium is acted upon by three forces, then the resultant of any two forces must be equal, opposite and collinear with the third force or in other words forces must be coplanar and concurrent.
3. **Four force principle.** If a body in equilibrium is acted upon by four forces, then the resultant of any two forces must be equal, opposite and collinear with the resultant of the other two forces or they four force must form a closed polygon.

1.13 Lami's Theorem

If three coplanar forces acting at a point be in equilibrium, then each force is proportional to the sine of the angle between the other two.

Mathematically,
$$\frac{P}{\sin \alpha} = \frac{Q}{\sin \beta} = \frac{R}{\sin \gamma}$$

where, P , Q and R are three forces and α , β and γ are the angles as shown in figure.

Proof of Lami's Theorem

Consider three coplanar forces P , Q and R acting at a point O as shown in figure. Now complete the parallelogram $OACB$ with OA and OB as adjacent sides as shown in the figure. The resultant of two forces P and Q is diagonal OC both in magnitude and direction of the parallelogram $OACB$.

Since these forces are in equilibrium, therefore the resultant of the forces P and Q must be in line with OD and equal to R , but in opposite direction.

From the geometry of the figure,

$$BC = P \text{ and } AC = Q$$

$$\angle AOC = (180^\circ - \beta)$$

and

$$\angle ACO = \angle BOC = (180^\circ - \alpha)$$

$$\begin{aligned} \angle CAO &= 180^\circ - (\angle AOC + \angle ACO) = 180^\circ - [(180^\circ - \beta) + (180^\circ - \alpha)] \\ &= 180^\circ - 180^\circ + \beta - 180^\circ + \alpha \end{aligned}$$

$$\angle CAO = \alpha + \beta - 180^\circ \quad \dots (i)$$

But

$$\alpha + \beta + \gamma = 360^\circ$$

or

$$\alpha + \beta + \gamma - 180^\circ = 360^\circ - 180^\circ = 180^\circ$$

$$(\alpha + \beta - 180^\circ) + \gamma = 180^\circ \quad \dots (ii)$$

From equation (i) and (ii) we get,

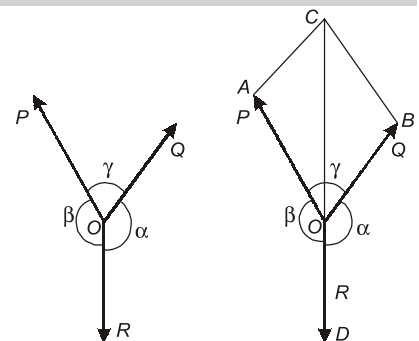
$$\angle CAO = 180^\circ - \gamma$$


We know that in triangle AOC

$$\begin{aligned} \frac{OA}{\sin \angle ACO} &= \frac{AC}{\sin \angle AOC} = \frac{OC}{\sin \angle CAO} \\ \frac{OA}{\sin(180^\circ - \alpha)} &= \frac{AC}{\sin(180^\circ - \beta)} = \frac{OC}{\sin(180^\circ - \gamma)} \end{aligned}$$

or

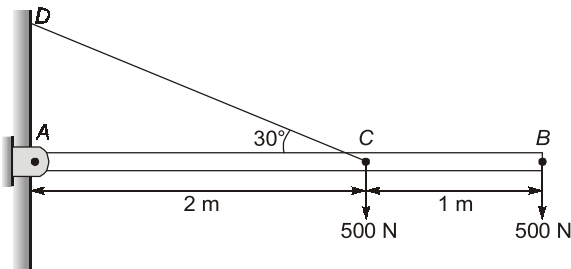
$$\frac{P}{\sin \alpha} = \frac{Q}{\sin \beta} = \frac{R}{\sin \gamma} \quad \text{Hence Proved}$$





Student's Assignment

- Q.1** A horizontal beam AB hinged to a vertical wall at A and supported by a tie rod CD is subjected to the loads as shown in figure. What is the tension in the tie rod?



- (a) 1000 N (b) 2000 N
(c) 500 N (d) 2500 N
- Q.2** A body is under the action of a general case of forces in a plane. Then the possibilities are:
1. The system of forces in a plane reduces to a resultant force.
 2. The system of forces reduces to a resultant couple.
 3. The system is in equilibrium.
- Which of the above statements is/are correct?
- (a) 1 only (b) 2 only
(c) 1 and 2 (d) 1, 2 and 3
- Q.3** Which of the following method is generally practicable in the solutions of problems for finding the resultant force in the general case of forces in a plane?
- (a) Parallelogram law of forces
(b) Polygon law of forces
(c) Method of projections
(d) None of these
- Q.4** The condition of equilibrium for a general case of forces in a plane is:
- (a) that the resultant force is zero
(b) that the moment at any point is zero
(c) both (a) and (b)
(d) None of these
- Q.5** For a system of coplanar parallel forces to be in equilibrium:
- (a) The resultant force must vanish alone is sufficient.
(b) The resultant couple must vanish alone is sufficient.
(c) Both resultant force and the resultant couple must vanish.
(d) None of these
- Q.6** Two equal parallel force acting in opposite directions is known as
- (a) Couple (b) Moment
(c) Equilibrium (d) Resultant
- Q.7** Consider the following statements:
1. The resultant of the two given parallel forces acting in the same direction is equal to their sum.
 2. The resultant of the two given parallel forces acting in the same direction acts along the line parallel to the lines of action of the given forces and dividing the distance between their points of application in the ratio inversely proportional to their magnitudes.
- Which of the above statements is/are incorrect?
- (a) 1 only (b) 2 only
(c) Both 1 and 2 (d) Neither 1 nor 2
- Q.8** The algebraic sum of the moments of two parallel forces with respect to any moment center in their plane of action is equal to the moment of their resultant with respect to the same center. This statement is known as:
- (a) Superposition theorem
(b) Theorem of transmissibility of forces
(c) Varignon's theorem
(d) None of these
- Q.9** The resolution of a given force into more than two parallel components in one plane is:
- (a) statically determinate problem
(b) statically indeterminate problem

- (c) either (a) or (b) of the above
(d) neither (a) nor (b) of the above

Q.10 Consider the following statements regarding the properties of a couple.

1. The algebraic sum of the moments of the two forces of a couple is independent of the position, in the plane of the couple, of the moment center and is always equal to the product of the magnitude of either force and the arm of the couple.
2. We can transpose a couple in its plane without changing its action on a body.
3. Two couples acting in the same plane are equivalent if they have equal moments.

Which of the above statements are correct?

- (a) 1 and 2 only (b) 1 and 3 only
(c) 2 and 3 only (d) 1, 2 and 3

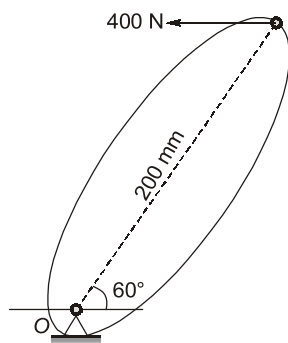
Q.11 Consider the following examples:

1. Opening or closing a water tap
2. Turning the cap of the pen
3. Steering a motor car

Which of the above are examples of couples in everyday life?

- (a) 1 and 2 only (b) 1 and 3 only
(c) 2 and 3 only (d) 1, 2 and 3

Q.12 The force of 400 N acting on the lever can be replaced by which of the following?



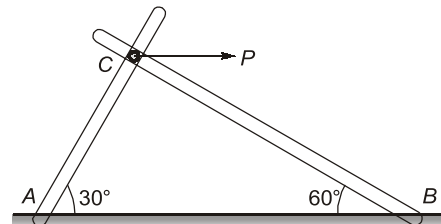
- (a) A force of 400 N at 'O'
(b) A force of 69.3 N-m at 'O'
(c) A force of 400 N at 'O' and couple of 69.3 N-m at 'O'
(d) A force of 400 N at 'O' and couple of 80 N-m at 'O'

Q.13 Assertion(A): We can replace several couples in one plane by a single resultant couple acting in the same plane, the moment of which is equal to the algebraic sum of the moment of the given couples.

Reason(R): A couple can be balanced only by another couple which is equal in moment, opposite in sign, and coplanar in action with the given couple.

- (a) A and R are true, R is the correct explanation of A.
(b) A and R are true but R is not the correct explanation of A.
(c) A is true but R is false.
(d) A is false but R is true.

Q.14 What is the axial force induced in the bar AC due to the action of the horizontal force P applied at C. The bars are hinged together at C and to the foundation at A and B.



- (a) $0.866P$ (b) $0.50P$
(c) $0.707P$ (d) $-0.5P$

Q.15 The resultant of two equal forces is equal to each of the force. What is the angle between these force?

- (a) 0° (b) 90°
(c) 120° (d) 180°

Q.16 The angles between two forces to make their resultant a minimum and a maximum respectively are

- (a) 0° and 90° (b) 180° and 90°
(c) 90° and 180° (d) 180° and 0°

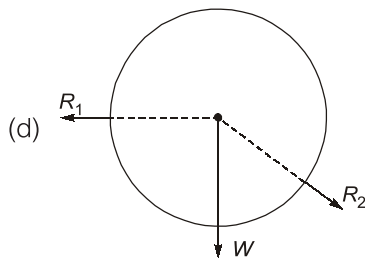
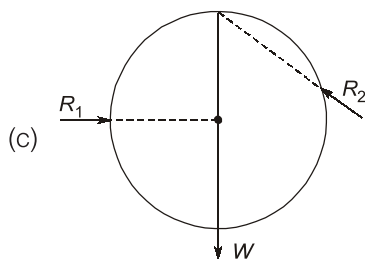
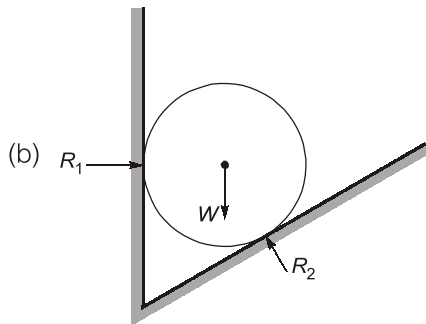
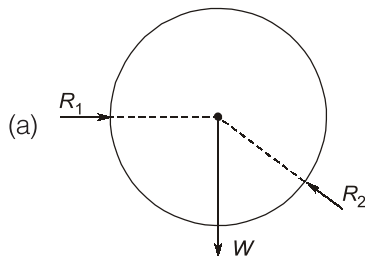
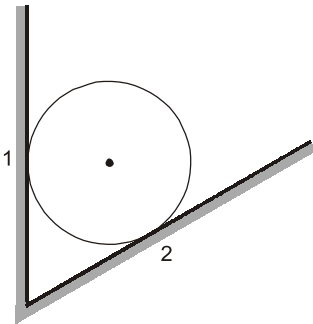
Q.17 The principle of superposition is applied to:

1. Linear elastic bodies
2. Bodies subjected to small deformation

Which of the above statements is/are correct?

- (a) 1 only (b) 2 only
(c) Both 1 and 2 (d) Neither 1 nor 2

Q.18 A ball of weight W is supported on smooth planes as shown in the given figure. The free body diagram of the ball will be

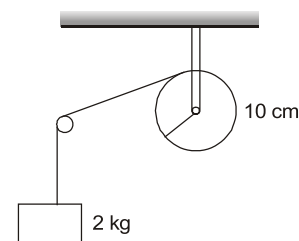


Q.19 Assertion(A): The theorem of transmissibility states that the point of application of a force may be transmitted along its line of action without changing the effects of the force on any rigid body to which it may be applied.

Reason(R): The theorem of transmissibility of a force is limited to those problems of statics in which we are interested only in the conditions of equilibrium of a rigid body and not with the internal force to which it is subjected.

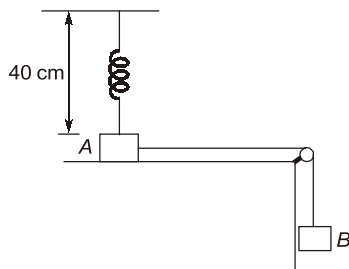
- (a) Both A and R are true and R is the correct explanation of A.
- (b) Both A and R are true but R is the correct explanation of A.
- (c) A is true but R is false.
- (d) A is false but R is true.

Q.20 A string is wrapped on a wheel of moment of inertia 0.2 kg/m^2 and radius 10 cm and goes through a light pulley to support a block of mass 2.0 kg as shown in figure. The acceleration of block is



- (a) 0.79 m/s^2
- (b) 0.89 m/s^2
- (c) 0.99 m/s^2
- (d) 1.99 m/s^2

Q.21 Figure shows two blocks A and B, each having a mass of 320 g connected by a light string passing over a smooth light pulley. The horizontal surface on which block A slides is smooth. The block A is attached to a spring of spring constant 40 N/m . Initially spring is vertical and unstretched. The extension in the spring at the instant when block A breaks off is
(Take $g = 10 \text{ m/s}^2$)



- (a) 2 cm (b) 6 cm
(c) 8 cm (d) 10 cm

Q.22 Turning a key into the lock is a case of

- (a) Coplanar forces
(b) Non-coplanar forces
(c) Couple
(d) Moment

(UPPSC)

Q.23 According to law of transmissibility of forces, effect of force acting on the body is:

- (a) Different at different points of the body
(b) Minimum when it acts at centre of gravity of the body
(c) Maximum when it acts at centre of gravity of the body.
(d) Same at every point in its line of action.

(UPPSC)

Q.24 Dimensional formula $[ML^2T^{-3}]$ represents:

- (a) Work (b) Force
(c) Momentum (d) Power

(UPPSC)

Q.25 Assertion (A) : If three concurrent forces are acting on a body, kept in an equilibrium, then each force is proportional to the sine of the angle between the other two forces and the constant of proportionality is the same.

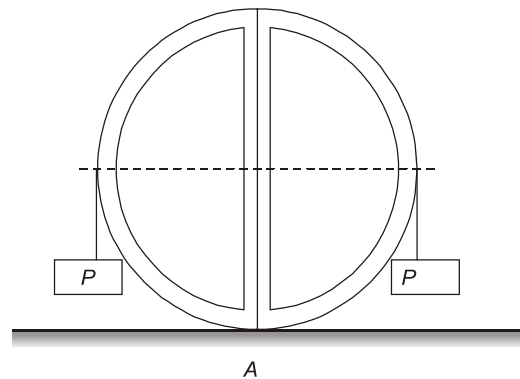
Reason (R): If a body is acted upon by several concurrent, coplanar forces, then these forces, or rather their free vectors, when geometrically added must form a closed polygon to be in equilibrium.

- (a) Both A and R are true and R is the correct explanation of A
(b) Both A and R are true but R is NOT the correct explanation of A
(c) A is true but R is false
(d) A is false but R is true

Q.26 The resultant of two forces P and Q is R . If Q is doubled, the new resultant force is perpendicular to P . What will be the relation between R and Q ?

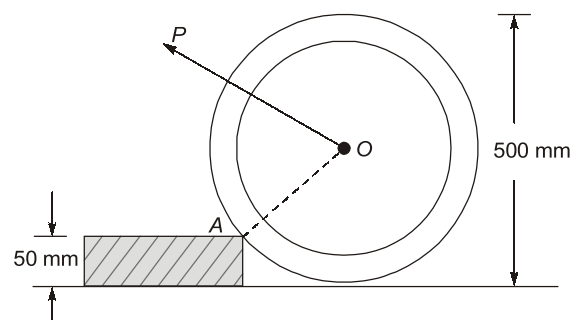
- (a) $R = 2Q$ (b) $R = \sqrt{3}Q$
(c) $R = \sqrt{2}Q$ (d) $R = Q$

Q.27 Two halves of a round homogeneous cylinder are held together by a thread wrapped around the cylinder with two weights each equal to P attached to its ends as shown in figure. If the weight of complete cylinder is W . The plane of contact, of both of its halves, is vertical. What will be the minimum value of P , for which both halves of the cylinder will be in equilibrium on a horizontal plane?



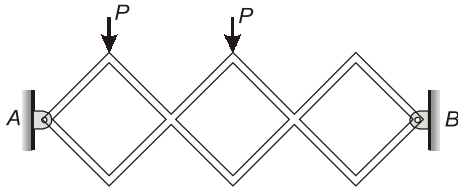
- (a) $\frac{W}{2}$ (b) $\frac{2W}{3\pi}$
(c) $\frac{W}{2\pi}$ (d) $\frac{3W}{2\pi}$

Q.28 A uniform wheel of 500 mm diameter, weighing 25 kN rests against a rigid rectangular block of 50 mm height as shown in figure. What will be the minimum amount of pull, through the centre of the wheel, required to turn the wheel over corner A of the block? Consider all the surfaces to be smooth.



- (a) 41.66 kN (b) 17.32 kN
(c) 20 kN (d) 15 kN

Q.29 The vertical component of the reaction at point A of the plane frame loaded as shown below will be _____.



The bars form three equal squares.

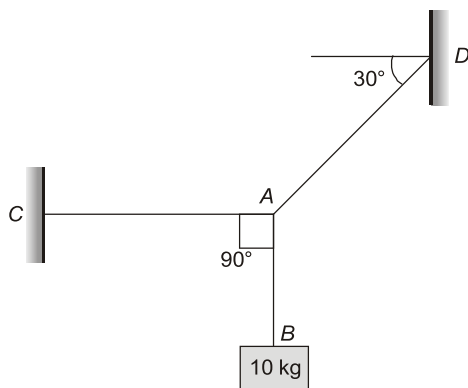
- (a) $\frac{2P}{3}$ (b) $\frac{4P}{3}$
(c) $\frac{5P}{3}$ (d) $\frac{P}{3}$

Q.30 Identify the pair which has same dimensions:

- (a) Force and power
(b) Energy and work
(c) Momentum and energy
(d) Impulse and momentum

(UPPSC)

Q.31 In the following figure, the tension in the rope AC is



- (a) 17.32 N (b) 56.60 N
(c) 169.90 N (d) 113.20 N

(UPPSC)

Q.32 A body subjected to coplanar non-concurrent forces will remain in a state of equilibrium if

- (a) $\Sigma F_x = 0$ (b) $\Sigma F_y = 0$
(c) $\Sigma M = 0$ (d) All the above three

(UPPSC)

Q.33 A rigid body is subjected to non-coplanar concurrent force system. If the body is to remain in a state of equilibrium, then

- (a) $\Sigma F_x = \Sigma F_y = \Sigma F_z = 0$
(b) $\Sigma M_x = \Sigma M_y = 0$
(c) $\Sigma M_y = \Sigma M_z = 0$
(d) None of the above

(UPPSC)

Q.34 Two equal and mutually perpendicular force of magnitude 'P' are acting at a point. Their resultant force will be

- (a) $P\sqrt{2}$, at an angle of 30° with the line of action of any one force.
(b) $P\sqrt{2}$, at an angle of 45° with the line of action of each force.
(c) $2P\sqrt{2}$, at an angle of 45° with the line of action of each force.
(d) Zero

(UPPSC)

Q.35 Four forces P, 2P, 3P and 4P act along the sides of a square, taken in order. The resultant force is

- (a) Zero (b) $\sqrt{5}P$
(c) $2\sqrt{2}P$ (d) $2P$

(UPPSC)

Q.36 According to the Newton's law of gravitation, the force of attraction, between the bodies of masses m_1 and m_2 situated at a distance 'd' apart, is given by

- (a) $F = \frac{Gm_1m_2}{d^2}$ (b) $F = \frac{Gm_1^2m_2}{d^2}$
(c) $F = G\frac{m_1^2m_2^2}{d^2}$ (d) $F = \frac{Gm_1m_2}{d^2}$

(UPPSC)

Q.37 Varignon's theorem is related to

- (a) Principle of moments
(b) Principle of momentum
(c) Principle of force
(d) Principle of inertia

(UPPSC)

Q.38 A spring scale reads 20 N as it pulls a 5 kg mass across a table. What is the magnitude of the force exerted by the mass on the spring scale?

- (a) 4 N (b) 5 N
(c) 20 N (d) 49 N

(UPPSC)

Q.39 The unit of energy in SI unit is

- (a) Dyne (b) Watt
(c) Newton (d) Joule

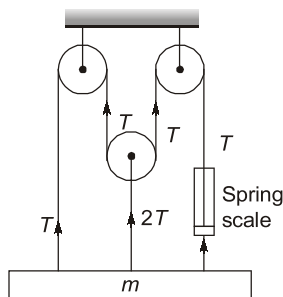
(UPPSC)

Q.40 Which one of the following is a scalar quantity?

- (a) Force (b) Displacement
(c) Speed (d) Velocity

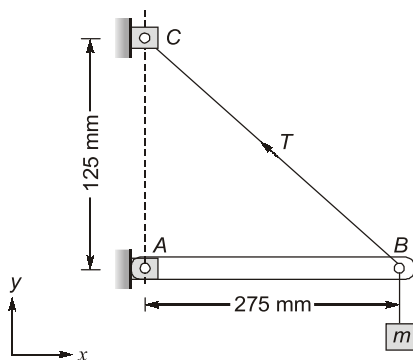
(UPPSC)

Q.41 A spring scale indicates a tension T in the right hand cable of the pulley system shown in figure. Neglecting the mass of the pulleys and ignoring friction between the cable and pulley the mass m is



- (a) $2T/g$ (b) $T(1 + e^{4\pi})/g$
(c) $4T/g$ (d) None of these

Q.42 A mass 35 kg is suspended from a weightless bar AB which is supported by a cable CB and a pin at A as shown in figure. The pin reactions at A on the bar AB are



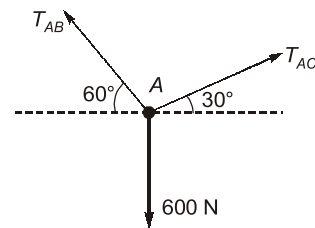
(a) $R_x = 343.4 \text{ N}, R_y = 755.4 \text{ N}$

(b) $R_x = 343.4 \text{ N}, R_y = 0$

(c) $R_x = 755.4 \text{ N}, R_y = 343.4 \text{ N}$

(d) $R_x = 755.4 \text{ N}, R_y = 0$

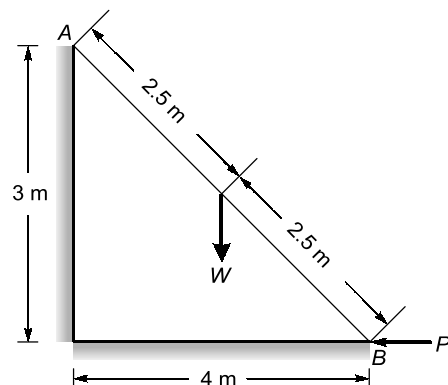
Q.43 If point A is in equilibrium under the action of the applied forces, the values of tensions T_{AB} and T_{AC} are respectively.



(a) 520 N and 300 N (b) 300 N and 520 N

(c) 450 N and 150 N (d) 150 N and 450 N

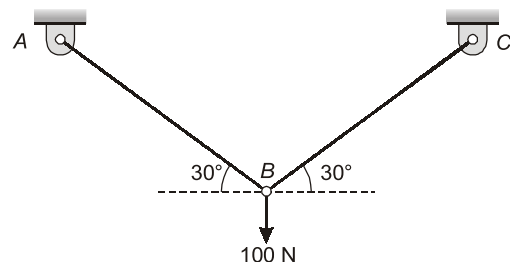
Q.44 A ladder AB of length 5 m and weight (W) 600 N is resting against a wall. Assuming frictionless contact at the floor (B) and the wall (A), the magnitude of the force P required to maintain equilibrium of the ladder is



(a) 400 N (b) 200 N

(c) 100 N (d) 50 N

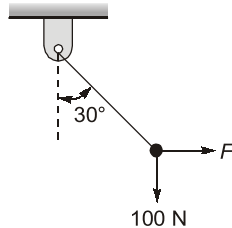
Q.45 Two identical trusses support a load of 100 N as shown in the figure. The length of each truss is 1.0 m, cross-sectional area is 200 mm^2 ; Young's modulus $E = 200 \text{ GPa}$. The force in the truss AB is



(a) 100 N (b) 250 N

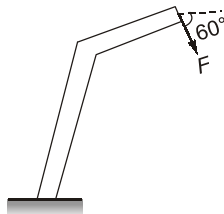
(c) 200 N (d) 50 N

Q.46 A rigid ball of weight 100 N is suspended with the help of a string. The ball is pulled by a horizontal force F such that the string makes an angle of 30° with the vertical. The magnitude of force F is

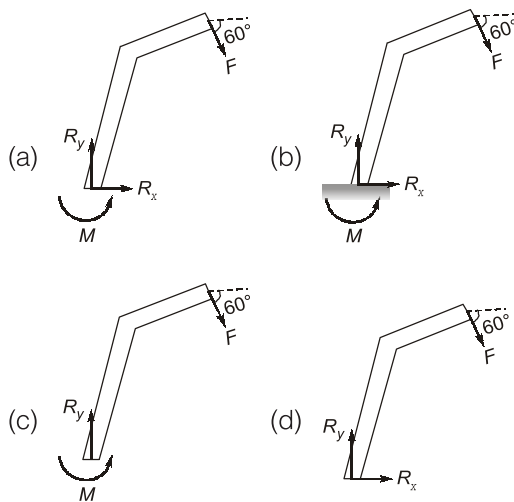


- (a) 57.7 N (b) 100 N
(c) 73.2 N (d) 25 N

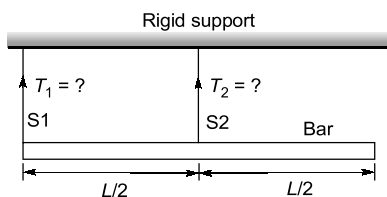
Q.47 A force F is acting on a bent bar which is clamped at one end as shown in the figure.



The CORRECT free body diagram is



Q.48 A bar of uniform cross section and weighing 100 N is held horizontally using two massless and inextensible strings S_1 and S_2 as shown in the figure.



- (a) $T_1 = 100$ N and $T_2 = 0$ N
(b) $T_1 = 0$ N and $T_2 = 100$ N
(c) $T_1 = 75$ N and $T_2 = 25$ N
(d) $T_1 = 25$ N and $T_2 = 75$ N

ANSWER KEY

STUDENT'S ASSIGNMENT

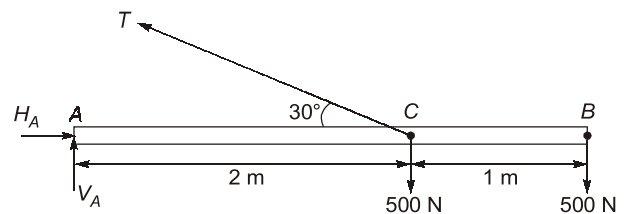
- | | | | | |
|---------|---------|---------|---------|-----------|
| 1. (d) | 2. (d) | 3. (c) | 4. (c) | 5. (c) |
| 6. (a) | 7. (d) | 8. (c) | 9. (b) | 10. (d) |
| 11. (d) | 12. (c) | 13. (b) | 14. (a) | 15. (c) |
| 16. (d) | 17. (c) | 18. (a) | 19. (b) | 20. (b) |
| 21. (d) | 22. (c) | 23. (d) | 24. (d) | 25. (b) |
| 26. (d) | 27. (b) | 28. (d) | 29. (a) | 30. (b,d) |
| 31. (b) | 32. (d) | 33. (a) | 34. (b) | 35. (c) |
| 36. (d) | 37. (a) | 38. (c) | 39. (d) | 40. (c) |
| 41. (c) | 42. (d) | 43. (a) | 44. (a) | 45. (a) |
| 46. (a) | 47. (a) | 48. (b) | | |

HINTS & SOLUTIONS

STUDENT'S ASSIGNMENT

1. (d)

Let reaction at hinge A is H_A and V_A ; and tension in tie rod in T .



Taking moment about A,
 $500 \times 2 + 500 \times 3 = (T \sin 30^\circ) \times 2$
 $500 \times 5 = T \times 0.5 \times 2$
 $T = 2500$ N

2. (d)

Under the action of a general case of forces in a plane:

1. If the forces are collinear the system of forces may reduce to a resultant force.
2. If equal and opposite forces are separated by some perpendicular distance then system of forces may reduce to a resultant couple.
3. If the system of force is having no resultant force or moment, then the system of forces is in equilibrium.

3. (c)

Method of projections is generally used for finding the resultant force in a plane under the general case of forces.

4. (c)

Under equilibrium condition, resultant force and resultant moment about any point is zero.

5. (c)

For coplanar forces to be in equilibrium,

$$\Sigma M = 0$$

$$\Sigma F = 0$$

6. (a)

A system of two equal parallel forces acting in opposite directions cannot be reduced to one resultant force. Thus, we cannot reduce two equal and opposite but non-collinear forces to any simpler system. Two such forces are called a couple, the plane in which they act is called the plane of the couple, and the distance between their lines of action is called the arm of the couple.

7. (d)

Both the given statements are correct.

8. (c)

According to Varignon's theorem, "The algebraic sum of the moments of two parallel forces with respect to any moment center in their plane of action is equal to moment of their resultant with respect to the same center".

9. (b)

The resolution of a given force into more than two parallel components in one plane is indeterminate problem.

10. (d)

All of the above statements are true for couple.

11. (d)

All of the above are examples of couples.

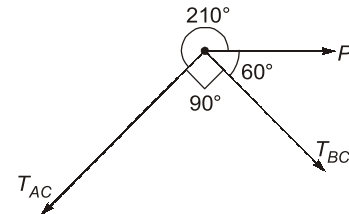
12. (c)

Above force can be replaced by a force of same magnitude and a couple at 'O'.

$$\begin{aligned}\text{Couple} &= F \times \text{Perpendicular distance} \\ &= 400 \times 0.2 \sin 60^\circ \\ &= 69.282 \text{ N-m}\end{aligned}$$

14. (a)

By Lami's theorem,



$$\frac{P}{\sin 90^\circ} = \frac{T_{AC}}{\sin 60^\circ} = \frac{T_{BC}}{\sin 210^\circ}$$

$$T_{AC} = \frac{P \times \sin 60^\circ}{\sin 90^\circ} = \frac{P \times \sqrt{3}}{2} = 0.866P$$

15. (c)

Let the equal forces is 'P'

$$R = \sqrt{P^2 + Q^2 + 2PQ \cos \theta}$$

Given: $P = Q = R$

$$P = \sqrt{P^2 + P^2 + 2P^2 \cos \theta}$$

$$P^2 = 2P^2 + 2P^2 \cos \theta$$

$$-2P^2 \cos \theta = P^2$$

$$\cos \theta = -\frac{1}{2}$$

$$\theta = 120^\circ$$

16. (d)

Resultant force of two forces which are acting at an angle θ ,

$$R = \sqrt{P^2 + Q^2 + 2PQ \cos \theta}$$

For minimum value of R, $\cos \theta$ value must be minimum.

Minimum value of $\cos \theta = -1$

Angle for minimum resultant force $\theta = 180^\circ$

For maximum value of resultant, $\cos \theta = 1$

Angle for maximum value of resultant force, $\theta = 0^\circ$

17. (c)

According to principle of superposition, "The action of a given system of forces on a rigid body will in no way be changed if we add to or subtract

from them another system of forces in equilibrium". So principle of superposition can be applied to both linear elastic bodies and bodies subjected to small deformations.

18. (a)

While drawing free body diagram support are removed and reaction on those points are imposed.

19. (b)

Theorem of transmissibility: The point of application of a force may be transmitted along its line of action without changing the effect of the force on any rigid body to which it may be applied. This statement is called the theorem of transmissibility of a force. The theorem of transmissibility of a force is limited to those problems of statics in which we are interested only in the condition of equilibrium of a rigid body and not with the internal forces to which it is subjected.

20. (b)

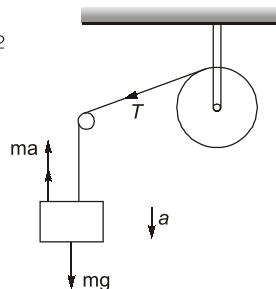
$$\begin{aligned} I &= 0.2 \text{ kgm}^2 \\ r &= 0.1 \\ m &= 2 \text{ kg} \\ \therefore mg - T &= ma \end{aligned}$$

$$\text{Now } T = \frac{Ia}{r^2}$$

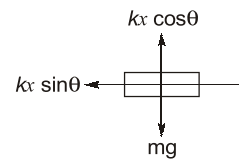
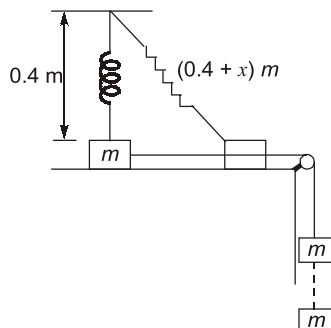
$$\Rightarrow mg = \left(m + \frac{I}{r^2}\right)a$$

$$\Rightarrow 2 \times 9.81 = \left(2 + \frac{0.2}{0.01}\right)a$$

$$\Rightarrow a = 0.89 \text{ m/s}^2$$



21. (d)



Given: $m = 0.32 \text{ kg}$, $k = 40 \text{ N/m}$, $h = 0.4 \text{ m}$, $g = 10 \text{ m/s}^2$

From FBD, $kx \cos \theta = mg$

$$\Rightarrow \cos \theta = \frac{mg}{kx}$$

$$\Rightarrow \frac{0.4}{0.4 + x} = \frac{mg}{kx}$$

$$\Rightarrow \frac{0.4}{0.4 + x} = \frac{0.32 \times 10}{40x}$$

On solving $x = 0.1 \text{ m} = 10 \text{ cm}$

23. (d)

According to law of transmissibility of forces, effect of forces acting on the body is same at every point in its line of action, it is not used for calculating internal forces in rigid body.

24. (d)

$$\text{Work} = F \times d = \text{kg} \frac{\text{m}}{\text{s}^2} \times \text{m} = \text{kg} \frac{\text{m}^2}{\text{s}^2} = \text{ML}^2\text{T}^{-2}$$

$$\text{Force} = ma = \text{kg} \frac{\text{m}}{\text{s}^2} = \text{MLT}^{-2}$$

$$\text{Momentum} = mV = \text{kg} \frac{\text{m}}{\text{s}} = \text{MLT}^{-1}$$

$$\text{Power} = F \times V = \text{kg} \frac{\text{m}}{\text{s}^2} \times \frac{\text{m}}{\text{s}} = \text{ML}^2\text{T}^{-3}$$

25. (b)

If three concurrent forces are acting on a body, kept in an equilibrium, then each force is proportional to the sine of the angle between the other two forces and the constant of proportionality is the same.

By Lami's theorem,

$$\frac{P}{\sin \alpha} = \frac{Q}{\sin \beta} = \frac{R}{\sin \gamma} = K$$

If a body known to be in equilibrium is acted upon by several concurrent, coplanar forces, then these forces, or rather their free vectors, when geometrically added must form a closed polygon.